

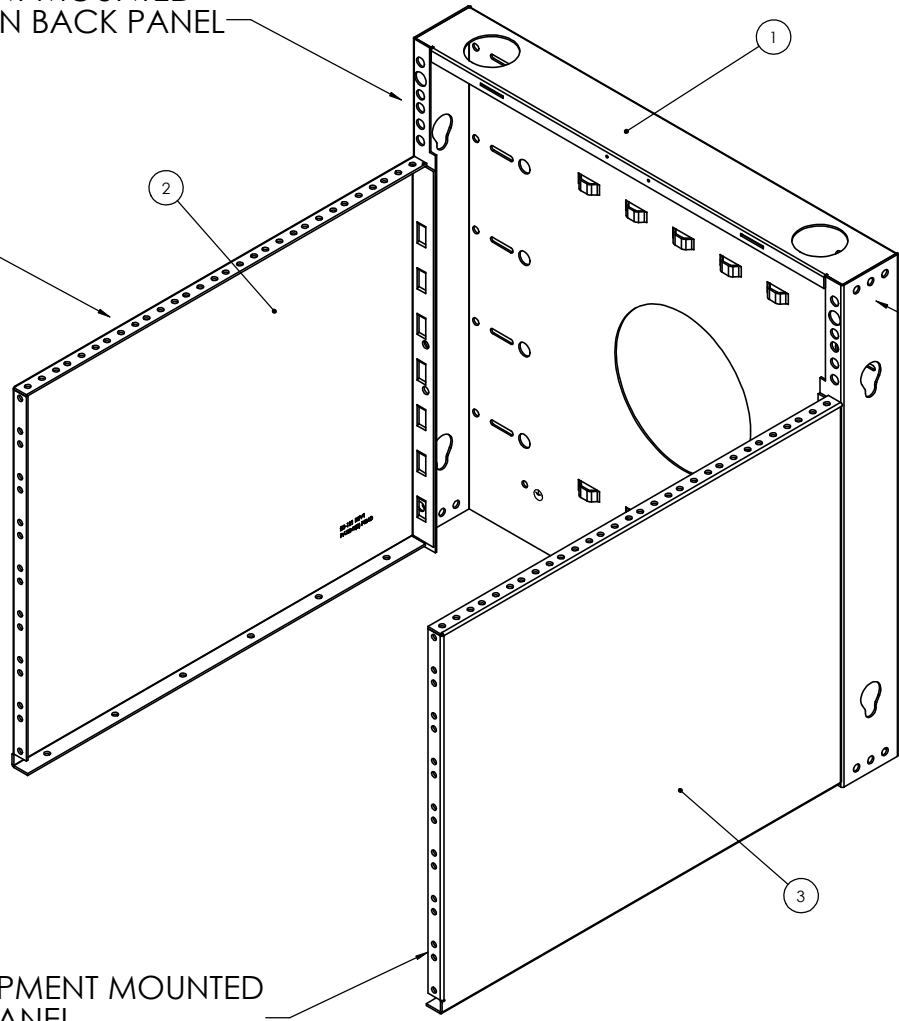
ITEM #	DESCRIPTION	QTY.
1	BACK PLATE	1
2	LEFT SIDE PANEL	1
3	RIGHT SIDE PANEL	1

2U FOR EQUIPMENT MOUNTED
HORIZONTALLY ON BACK PANEL

10U FOR EQUIPMENT MOUNTED
VERTICALLY ON SIDE PANELS

2U FOR EQUIPMENT MOUNTED
VERTICALLY ON BACK PANEL
SIDE

ADDITIONAL 8U FOR EQUIPMENT MOUNTED
HORIZONTALLY ON SIDE PANEL



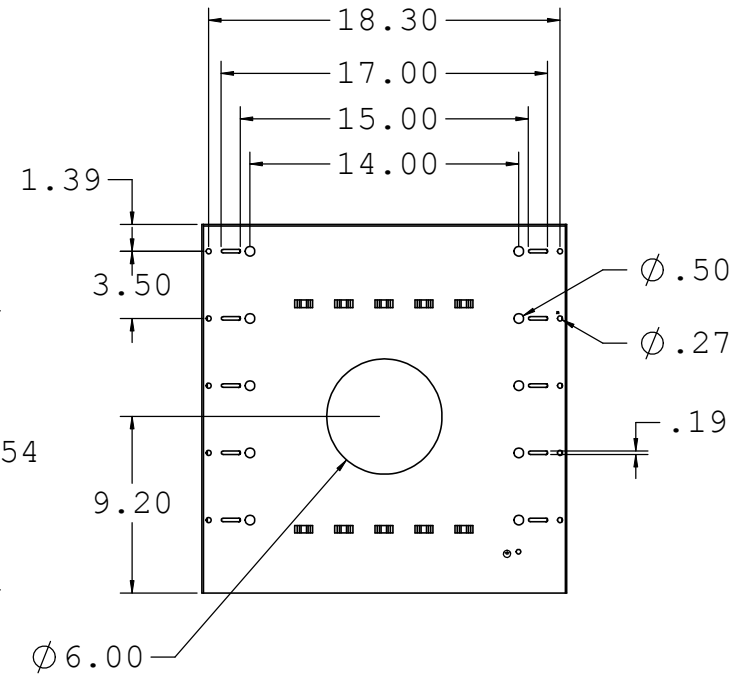
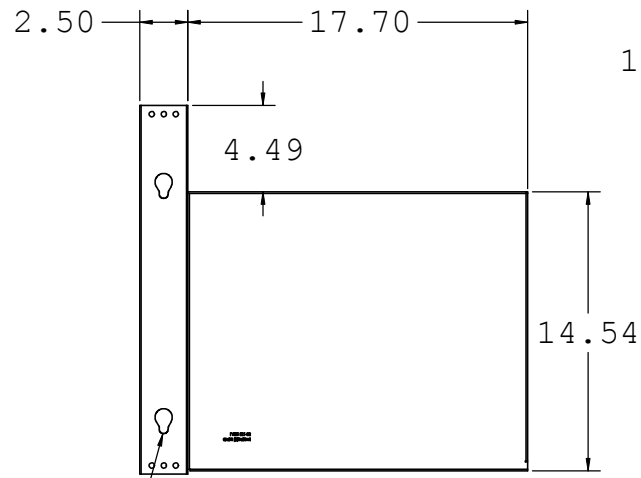
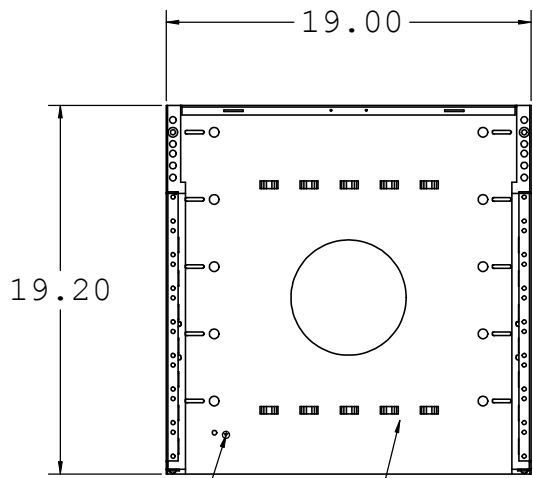
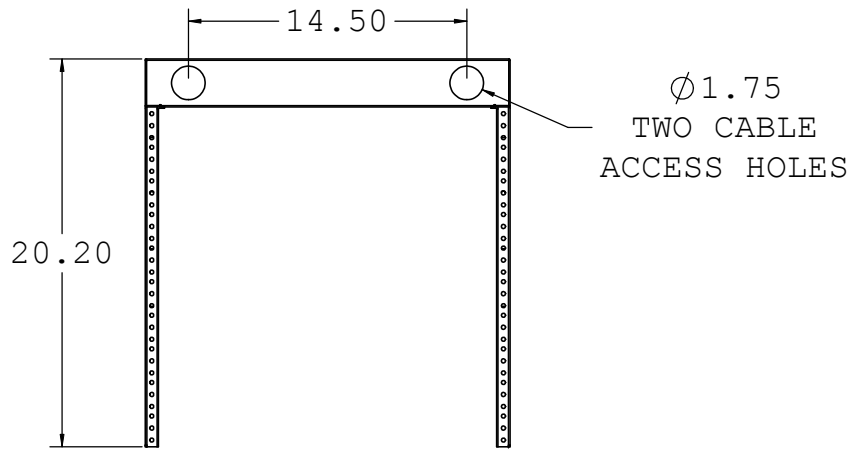
NOTES:

1. INSTALLATION MUST COMPLY WITH NATIONAL AND LOCAL ELECTRICAL REGULATIONS.
2. ALL DIMENSIONS ARE IN INCHES.
3. NET WEIGHT OF UNIT IS 23 LBS.
4. CABLE ENTRY IS TOP OR BOTTOM OF UNIT.
5. EQUIPMENT MOUNTING IS 12-24 TAPPED IN EIA PATTERN.
6. CAPACITY IS 400 LBS. WHEN MOUNTED AS RECOMMENDED.
7. CONSTRUCTION IS 14AWG C.R. STEEL WITH BLACK POWDER COAT FINISH.



PROPRIETARY AND CONFIDENTIAL
THE INFORMATION CONTAINED IN THIS
DRAWING IS THE SOLE PROPERTY OF
BLACKHAWKLABS. ANY REPRODUCTION
IN PART OR AS A WHOLE WITHOUT
THE WRITTEN PERMISSION OF
BLACKHAWKLABS IS PROHIBITED.

COMMENTS:			
MRQ100V12 Sheet 1/2			
TITLE:			
MiniRaQ Standard			
SIZE	DWG. NO.	DATE	REV
C	90-056	3-1-11	1
		DRAWN BY	ML
SCALE: 1:8		WEIGHT: 23 lbs	SHEET 1 OF 2



GROUND STUD

ALTERNATE ACCESSORY
MOUNTING HOLES
(LEFT AND RIGHT SIDE)

10 RAISED BRIDGE LANCES
FOR CABLE MANAGEMENT

- NOTES:**
1. INSTALLATION MUST COMPLY WITH NATIONAL AND LOCAL ELECTRICAL REGULATIONS.
 2. ALL DIMENSIONS ARE IN INCHES.



PROPRIETARY AND CONFIDENTIAL
THE INFORMATION CONTAINED IN THIS
DRAWING IS THE SOLE PROPERTY OF
BLACKHAWKLABS. ANY REPRODUCTION
IN PART OR AS A WHOLE WITHOUT
THE WRITTEN PERMISSION OF
BLACKHAWKLABS IS PROHIBITED.

COMMENTS:			
MRQ100V12 Sheet 2/2			
TITLE:			
MiniRaQ Standard			
SIZE	DWG. NO.	DATE	REV
C	90-056	3-1-11	1
		DRAWN BY	ML
SCALE: 1:8		WEIGHT: 23 lbs	SHEET 2 OF 2