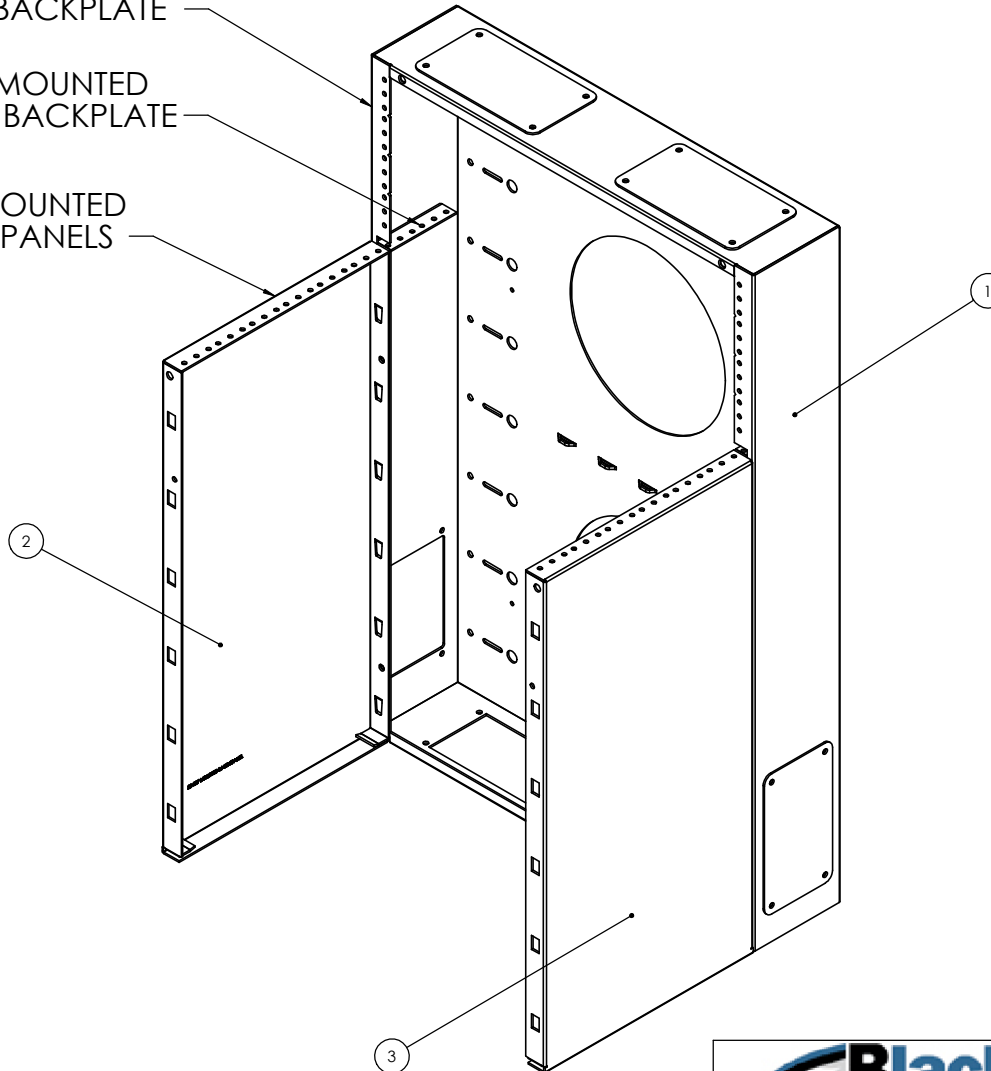


ITEM #	PART #	DESCRIPTION	QTY.
1	20-232	BACK PLATE	1
2	20-227	LEFT SIDE PANEL	1
3	20-226	RIGHT SIDE PANEL	1

4U FOR EQUIPMENT MOUNTED
VERTICALLY ON BACKPLATE

2U FOR EQUIPMENT MOUNTED
VERTICALLY INSIDE OF BACKPLATE

6U FOR EQUIPMENT MOUNTED
VERTICALLY ON SIDE PANELS



NOTES:

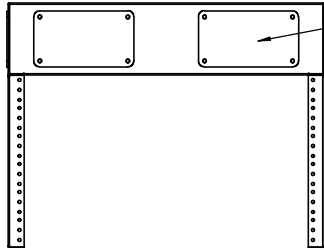
1. INSTALLATION MUST COMPLY WITH NATIONAL AND LOCAL ELECTRICAL REGULATIONS.
2. ALL DIMENSIONS ARE IN INCHES.
3. NET WEIGHT OF UNIT IS 34 LBS.
4. CABLE ENTRY IS TOP, BOTTOM, AND SIDES OF UNIT.
5. EQUIPMENT MOUNTING IS 12-24 TAPPED IN EIA PATTERN.
6. CAPACITY IS 400 LBS. WHEN MOUNTED AS RECOMMENDED.
7. CONSTRUCTION IS 14AWG C.R. STEEL WITH BLACK POWDER COAT FINISH.



PROPRIETARY AND CONFIDENTIAL
THE INFORMATION CONTAINED IN THIS DRAWING IS THE SOLE PROPERTY OF BLACKHAWKLABS. ANY REPRODUCTION IN PART OR AS A WHOLE WITHOUT THE WRITTEN PERMISSION OF BLACKHAWKLABS IS PROHIBITED.

COMMENTS:			
MRQ350V12 Sheet 1/2			
TITLE:			
MiniRaQ Standard			
SIZE	DWG. NO.	DATE	REV
C	90-058	3-20-11	2
SCALE: 1:8		WEIGHT: 34 lbs	SHEET 1 OF 2

TOP

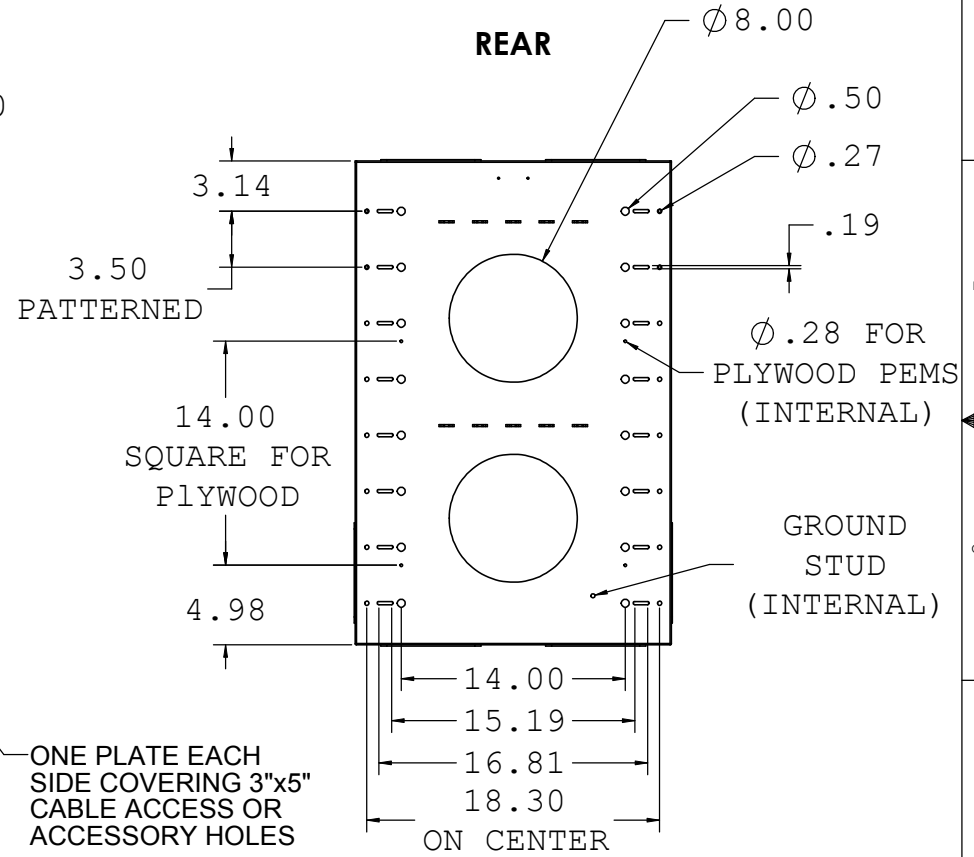
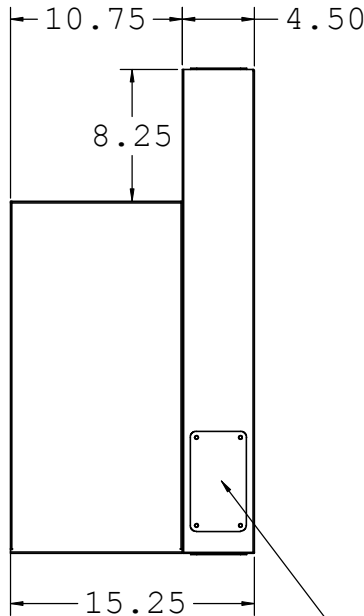
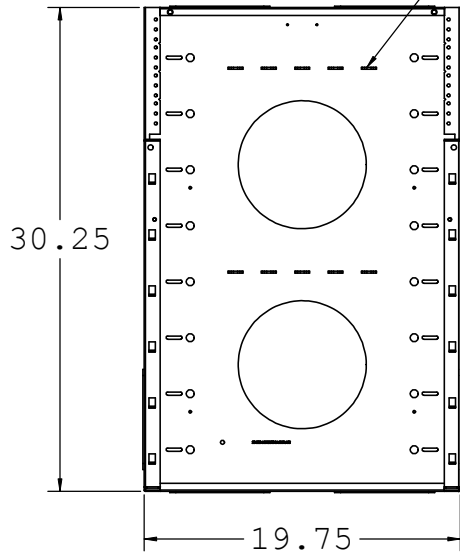


TWO PLATES COVERING 3"x5" CABLE ACCESS OR ACCESSORY HOLES

FRONT

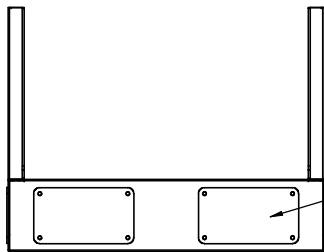
RIGHT

REAR



ONE PLATE EACH SIDE COVERING 3"x5" CABLE ACCESS OR ACCESSORY HOLES

BOTTOM



TWO PLATES COVERING 3"x5" CABLE ACCESS OR ACCESSORY HOLES

NOTES:

1. INSTALLATION MUST COMPLY WITH NATIONAL AND LOCAL ELECTRICAL REGULATIONS.
2. ALL DIMENSIONS ARE IN INCHES.



PROPRIETARY AND CONFIDENTIAL
THE INFORMATION CONTAINED IN THIS DRAWING IS THE SOLE PROPERTY OF BLACKHAWKLABS. ANY REPRODUCTION IN PART OR AS A WHOLE WITHOUT THE WRITTEN PERMISSION OF BLACKHAWKLABS IS PROHIBITED.

COMMENTS:			
MRQ350V12 Sheet 2/2			
TITLE:			
MiniRaQ Standard			
SIZE	DWG. NO.	DATE	REV
C	90-058	3-20-11	2
SCALE: 1:8		WEIGHT: 34 lbs	SHEET 2 OF 2